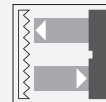




## Retroreflective sensor GLK18-55/25/161/166



- Efficient Line in a short M18 plastic housing for standard applications
- Very high detection range
- 4 LEDs indicator for 360° visibility
- Version with front optical face
- Universal usage at different power supplies

Retroreflective sensor with polarization filter, M18 threaded housing design, plastic housing, front optical face, 4 m detection range, red light, light on, AC/DC version, NPN-FET output, micro plug



### Function

The GLV/GLK18 series sensors help improve the efficiency of machines and systems. The design of the M18 plastic housing, the connection technology, and sensor properties are highly standardized. Concentrating on the key sensor requirements has produced a robust and reliable product series for DC and AC/DC voltage systems without any over-engineering. The mounting set included in the scope of delivery and the optimized potentiometer design ensure fast assembly and easy configuration.

### Application

Packaging industry:

- Presence checks, track loading, completeness checks, stack height control

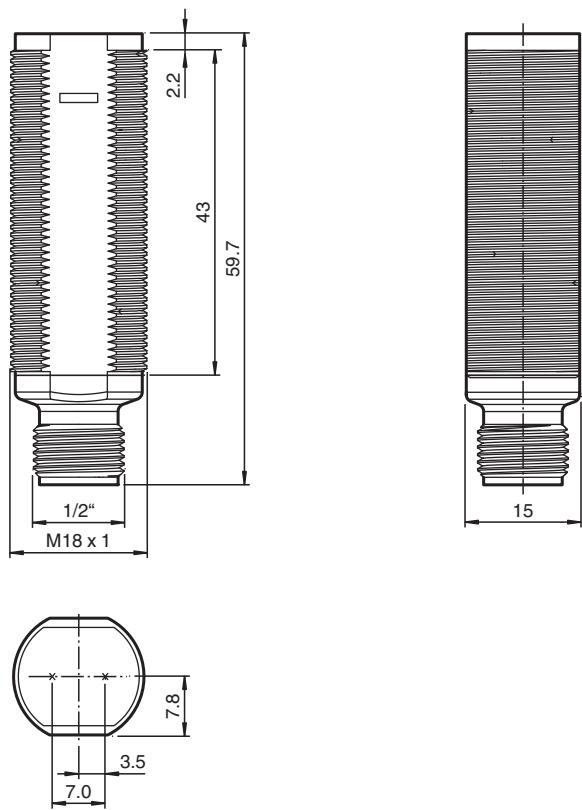
Material handling:

- Presence checks, target sensor, profile checks, trigger sensor

Automatic doors, gates and access systems, elevator:

- Secure detection for automatic door and gate systems
- Monitoring function in turnstiles
- Closing edge monitoring in elevators

Dimensions



Technical Data

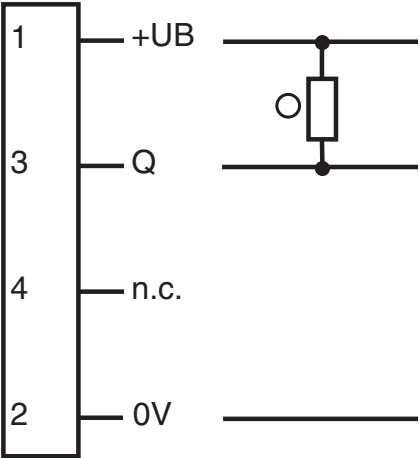
General specifications		
Effective detection range		0 ... 4 m
Reflector distance		0.05 ... 4 m
Threshold detection range		5.5 m
Reference target		reflector C110-2
Light source		LED
Light type		modulated visible red light , 640 nm
Polarization filter		yes
Diameter of the light spot		approx. 200 mm at 5.5 m
Opening angle		approx. 2 °
Optical face		frontal
Ambient light limit		30000 Lux
Accessories provided		Mounting aids
Indicators/operating means		
Operation indicator		LED green, statically lit Power on
Function indicator		LED yellow: lights up when receiving the light beam ; flashes when falling short of the operating reserve; OFF when light beam is interrupted
Electrical specifications		
Operating voltage	U <sub>B</sub>	20 ... 250 V AC/DC
No-load supply current	I <sub>0</sub>	< 2.5 mA
Output		
Switching type		light-on

Release date: 2022-11-18 Date of issue: 2022-11-18 Filename: 199796\_eng.pdf

Technical Data

Signal output		N-channel MOSFET, short circuit protected
Switching voltage		max. 250 V AC/DC
Switching current		max. 200 mA
Voltage drop	U <sub>d</sub>	≤ 3.5 V AC/DC
Switching frequency	f	50 Hz
Response time		≤ 10 ms
<b>Conformity</b>		
Product standard		EN 60947-5-2
<b>Compliance with standards and directives</b>		
Standard conformity		
Standards		UL 508
<b>Approvals and certificates</b>		
Protection class		II, rated insulation voltage ≤ 250 V AC with pollution degree 1-2 according to IEC 60664-1
UL approval		cULus Listed, Type 1 enclosure
CCC approval		Certified by China Compulsory Certification (CCC)
<b>Ambient conditions</b>		
Ambient temperature		-20 ... 60 °C (-4 ... 140 °F)
Storage temperature		-40 ... 70 °C (-40 ... 158 °F)
<b>Mechanical specifications</b>		
Degree of protection		IP67
Connection		Micro AC connector, 1/2" V124 ; 4-pin
Material		
Housing		PC-PBT
Optical face		PMMA
Mass		approx. 10 g

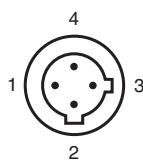
Connection Assignment



○ = Light on  
● = Dark on

Release date: 2022-11-18 Date of issue: 2022-11-18 Filename: 199796\_eng.pdf

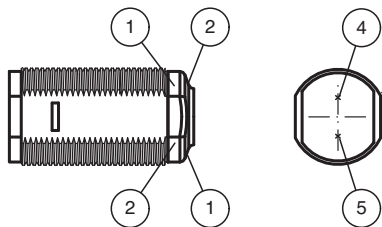
Connection Assignment



Wire colors

- 1 RD/BK (red/black)
- 2 RD/WH (red/white)
- 3 RD (red)
- 4 GN (green)

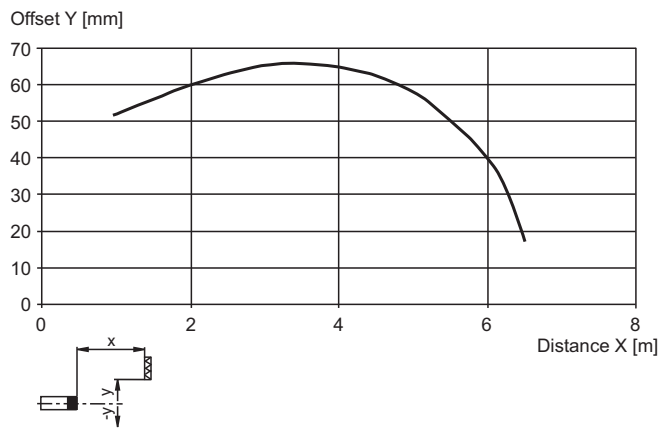
Assembly



1	Operating display	green
2	Signal display	yellow
4	Emitter	
5	Receiver	

Characteristic Curve

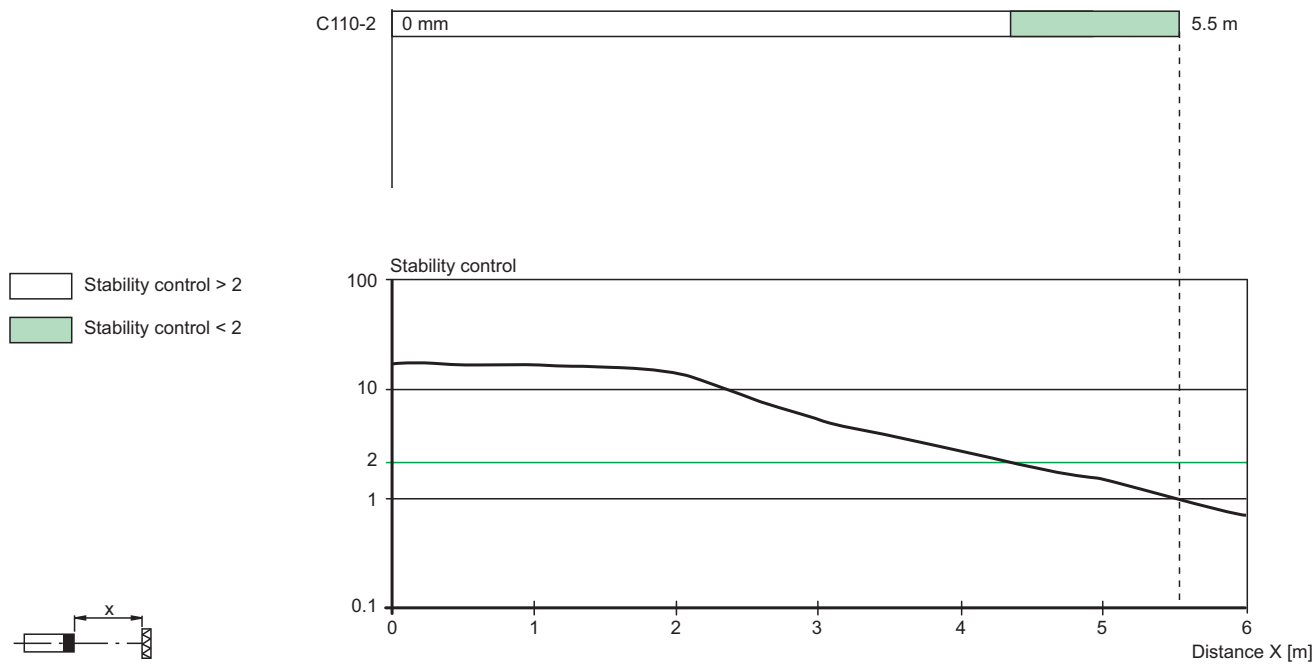
Characteristic response curve









Release date: 2022-11-18 Date of issue: 2022-11-18 Filename: 199796\_eng.pdf

Characteristic Curve

Relative received light strength



Accessories

	<b>CPZ18B03</b>	Mounting Bracket with swivel nut
	<b>BF 18</b>	Mounting flange, 18 mm
	<b>BF 18-F</b>	Plastic mounting adapter, 18 mm
	<b>BF 5-30</b>	Universal mounting bracket for cylindrical sensors with a diameter of 5 ... 30 mm
	<b>V124-G-YE2M-PVC</b>	Connecting cable, 1/2" - 20 UNF, 4-pin, PVC cable
	<b>V124-W-YE2M-PVC</b>	Connecting cable, 1/2" - 20 UNF, 4-pin, PVC cable

Release date: 2022-11-18 Date of issue: 2022-11-18 Filename: 199796\_eng.pdf